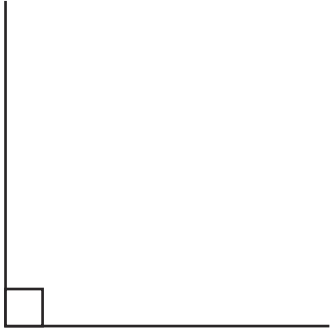
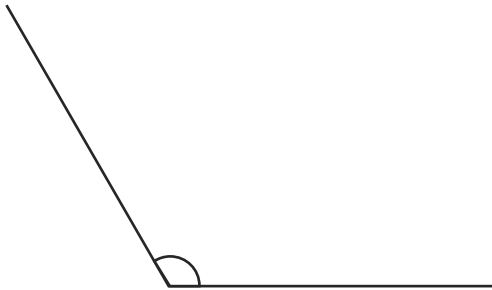


Types of Angles Worksheet

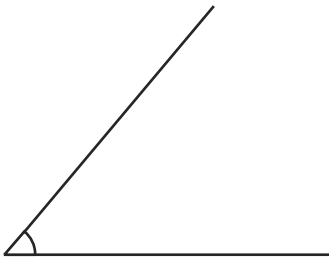
Look at these different angles:



Right Angle - a square 90° .



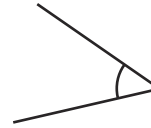
Obtuse Angle - is greater than a right angle but less than a straight line (as anything over 180° is a reflex angle).



Acute Angle - is smaller than a right angle.

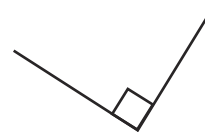
Write the type of angle:

1.



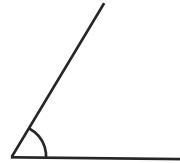
Acute

3.



Right angle

5.



Acute

7.



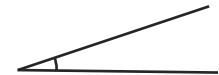
Right Angle

2.



Obtuse

4.



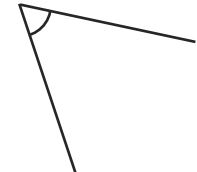
Acute

6.



Obtuse

8.



Acute