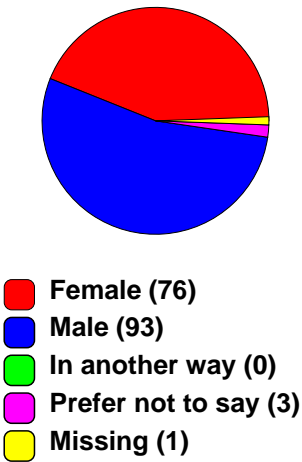



Pupil Wellbeing History report for Roseburn Primary School

Gender



Year



Results showing proportion answering 'yes,definitely' or 'yes, most of the time', to each question, over several years. The school's results can be compared with the average results of all participating schools.

SAFE

SAFE	Agreeing		Disagreeing	
	Yes, definitely	Yes, most of the time	No, only some of the time	No, not really
I would talk to an adult if I was very upset	52.6%	37.0%	8.7%	1.7%
I can usually work out the way to deal with problems	35.8%	54.3%	8.1%	1.7%
I can ask for help when I need it	61.3%	33.5%	5.2%	0.0%
I feel safe at school	64.2%	31.2%	4.0%	0.6%
Adults in our school are good at dealing with bullying	53.2%	38.2%	8.7%	0.0%
I would know who to go to if I was being bullied	76.3%	20.2%	0.0%	0.0%
I can calm myself down quickly after getting angry	32.4%	48.6%	13.3%	5.8%

By Age Groups

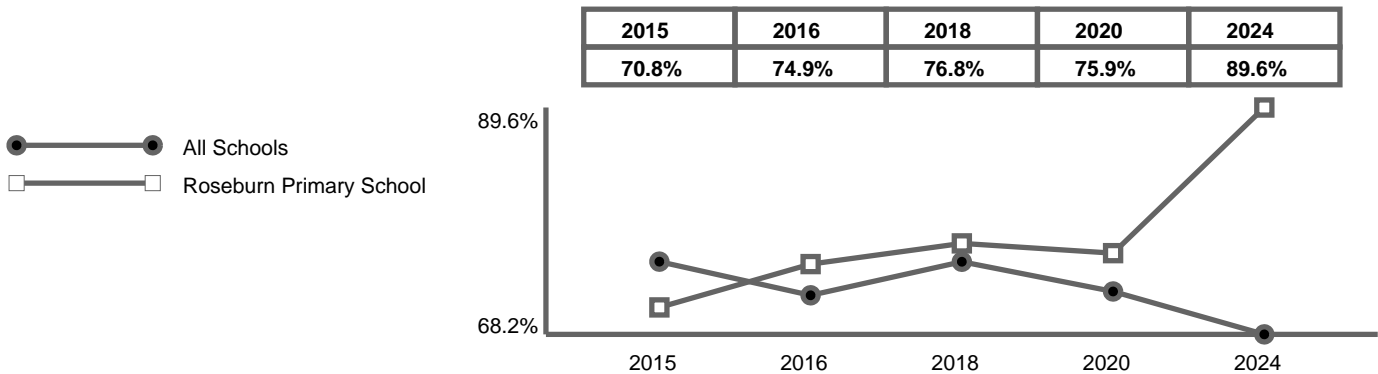
	What year are you in?		
	ALL	P3-P4	P5-P7
I would talk to an adult if I was very upset	89.6%	90.0%	89.3%
I can usually work out the way to deal with problems	90.2%	90.0%	90.3%
I can ask for help when I need it	94.8%	97.1%	93.2%
I feel safe at school	95.4%	97.1%	94.2%
Adults in our school are good at dealing with bullying	91.3%	95.7%	88.3%
I would know who to go to if I was being bullied	96.5%	100.0%	94.2%

By Gender

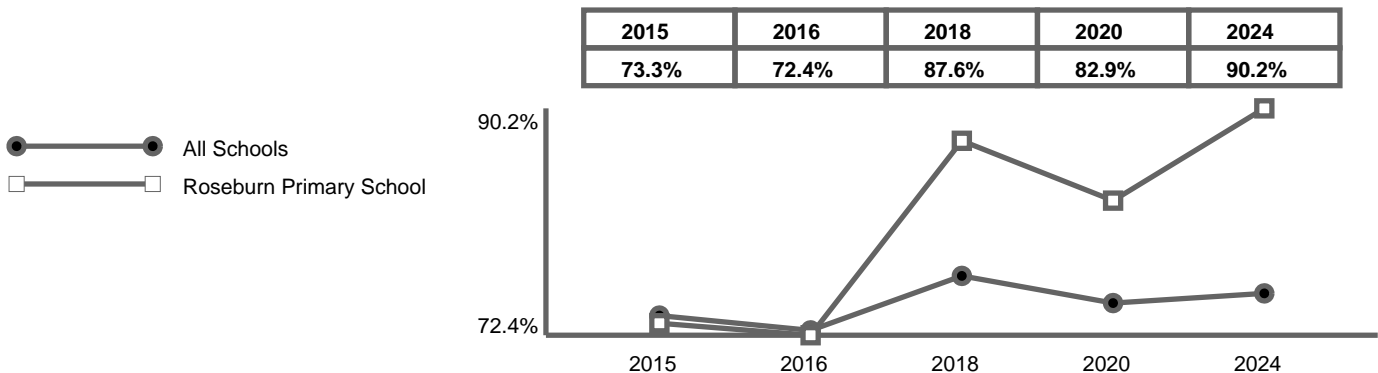
	How would you describe your gender?			
	ALL	Girl	Boy	Other/Not say
I would talk to an adult if I was very upset	89.5%	90.8%	89.2%	66.7%
I can usually work out the way to deal with problems	90.1%	89.5%	90.3%	100.0%
I can ask for help when I need it	94.8%	94.7%	94.6%	100.0%
I feel safe at school	95.3%	98.7%	93.5%	66.7%
Adults in our school are good at dealing with bullying	91.3%	93.4%	90.3%	66.7%
I would know who to go to if I was being bullied	96.5%	96.1%	96.8%	100.0%

SAFE History

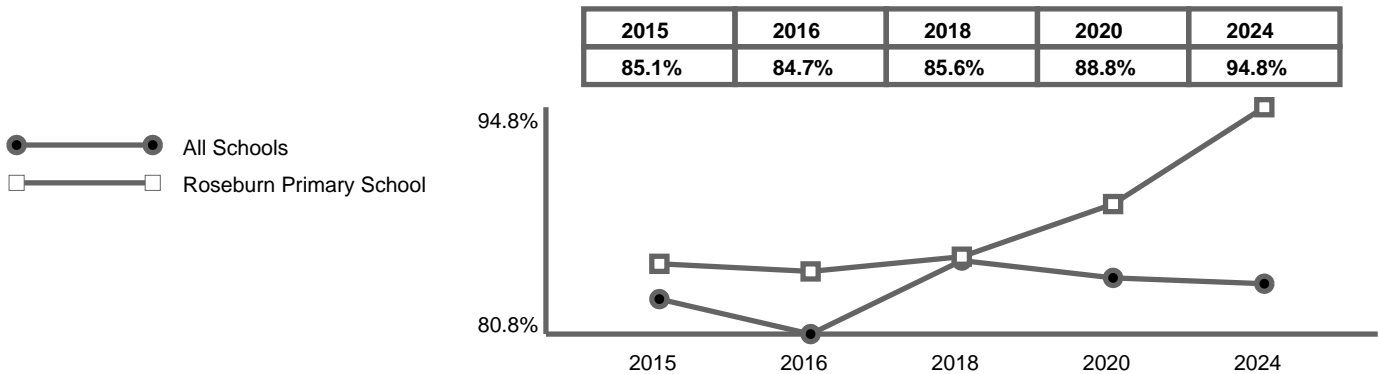
I would talk to an adult if I was very upset



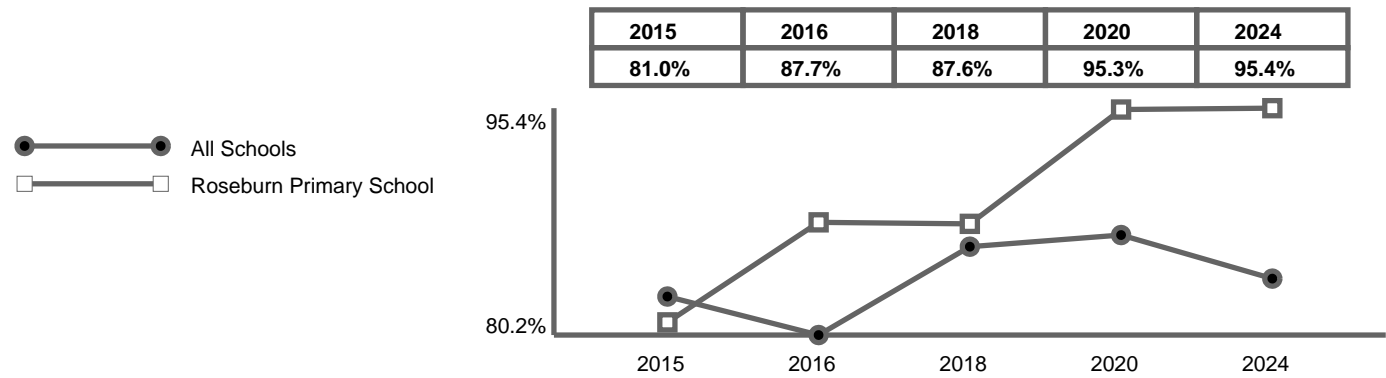
I can usually work out the way to deal with problems



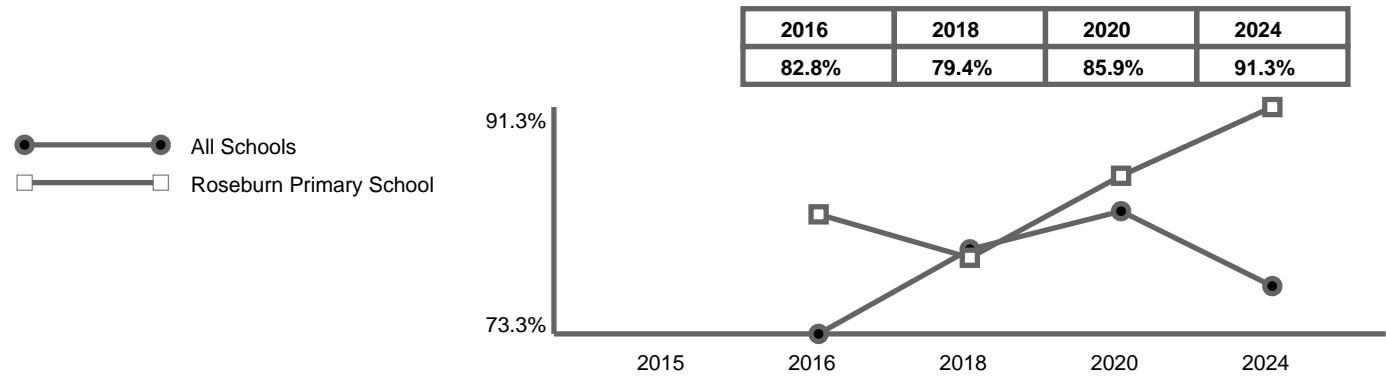
I can ask for help when I need it



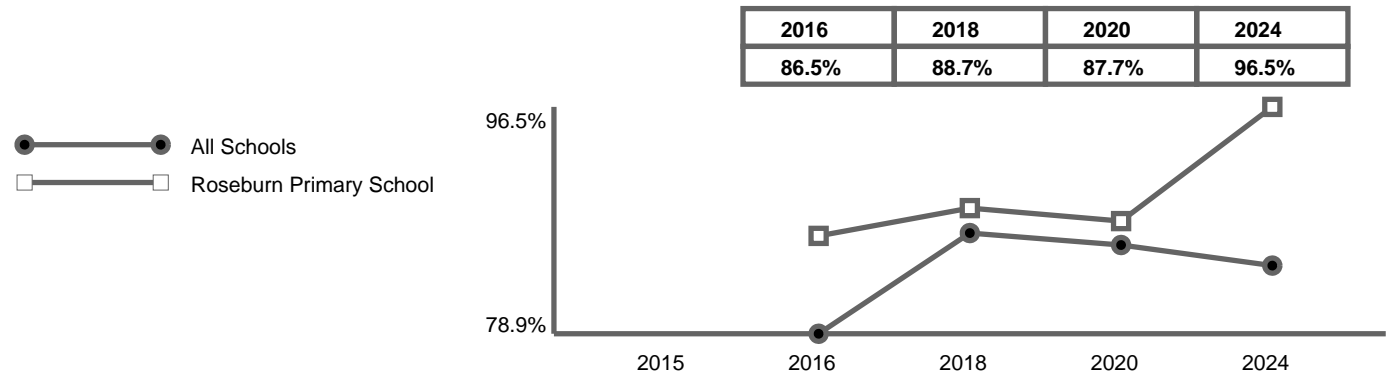
I feel safe at school



Adults in our school are good at dealing with bullying



I would know who to go to if I was being bullied



HEALTHY

I usually have breakfast (more than a glass of milk/fruit juice).	72.7%	19.7%	3.2%	0.0%
I think I spend too much time online/on devices.	19.2%	28.9%	38.7%	33.3%

VAPING

VAPING						
	Never	less 1 / week	2-5 / week	every day	prefer not to say	not answered
How often do you use a vape	59.5%	0.0%	0.0%	0.0%	0.0%	40.5%

By Age Groups

	What year are you in?		
	ALL	P3-P4	P5-P7
I think I get enough sleep on school nights (9-11 hours)	85.5%	81.4%	88.3%
I usually have breakfast (more than a glass of milk/fruit juice).	90.2%	91.4%	89.3%
I think I spend too much time online/on devices.	43.9%	41.4%	45.6%
Use a vape at least once a week	0.0%	0.0%	0.0%

By Gender

	How would you describe your gender?			
	ALL	Girl	Boy	Other/Not say
I think I get enough sleep on school nights (9-11 hours)	85.5%	88.2%	83.9%	66.7%
I usually have breakfast (more than a glass of milk/fruit juice).	90.1%	88.2%	91.4%	100.0%
I think I spend too much time online/on devices.	43.6%	43.4%	44.1%	33.3%
Use a vape at least once a week	0.0%	0.0%	0.0%	0.0%

ACHIEVING

ACHIEVING	Agreeing		Disagreeing	
	Yes, definitely	Yes, most of the time	No, only some of the time	No, not really
I feel I have lots to be proud of	57.8%	32.9%	8.1%	1.2%
Teachers notice when I do things well	40.5%	49.1%	8.7%	1.7%
My teacher talks with me about how I can make my work better	60.1%	28.3%	11.0%	0.6%
I find it easy to complete work by myself	38.7%	51.4%	8.1%	1.7%

By Age Groups

	What year are you in?		
	ALL	P3-P4	P5-P7
I feel I have lots to be proud of	90.8%	94.3%	88.3%
Teachers notice when I do things well	89.6%	90.0%	89.3%
My teacher talks with me about how I can make my work better	88.4%	88.6%	88.3%
I find it easy to complete work by myself	90.2%	88.6%	91.3%

By Gender

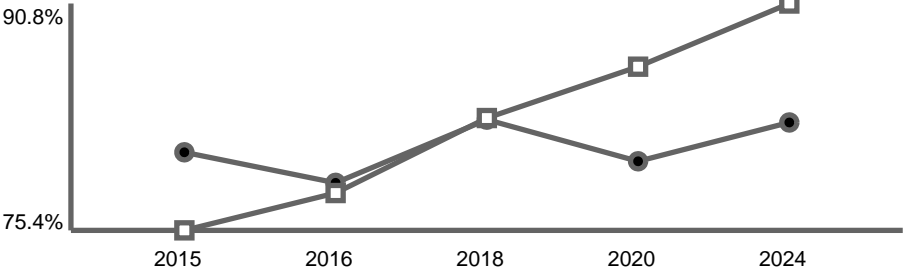
	How would you describe your gender?			
	ALL	Girl	Boy	Other/Not say
I feel I have lots to be proud of	90.7%	89.5%	92.5%	66.7%
Teachers notice when I do things well	89.5%	92.1%	89.2%	33.3%
My teacher talks with me about how I can make my work better	88.4%	89.5%	88.2%	66.7%
I find it easy to complete work by myself	90.1%	90.8%	90.3%	66.7%

ACHIEVING

I feel I have lots to be proud of

2015	2016	2018	2020	2024
75.4%	77.9%	83.0%	86.5%	90.8%

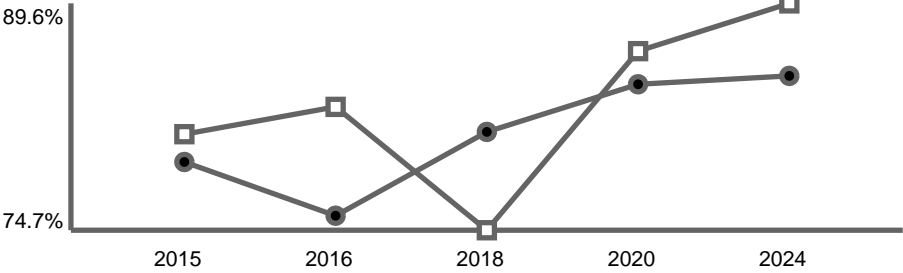
● All Schools
□ Roseburn Primary School



Teachers notice when I do things well

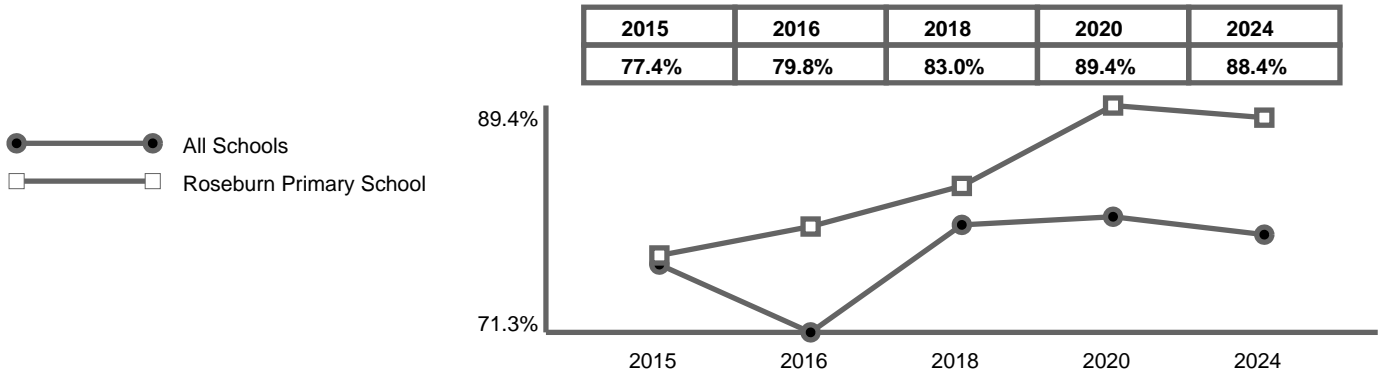
2015	2016	2018	2020	2024
81.0%	82.8%	74.7%	86.5%	89.6%

● All Schools
□ Roseburn Primary School

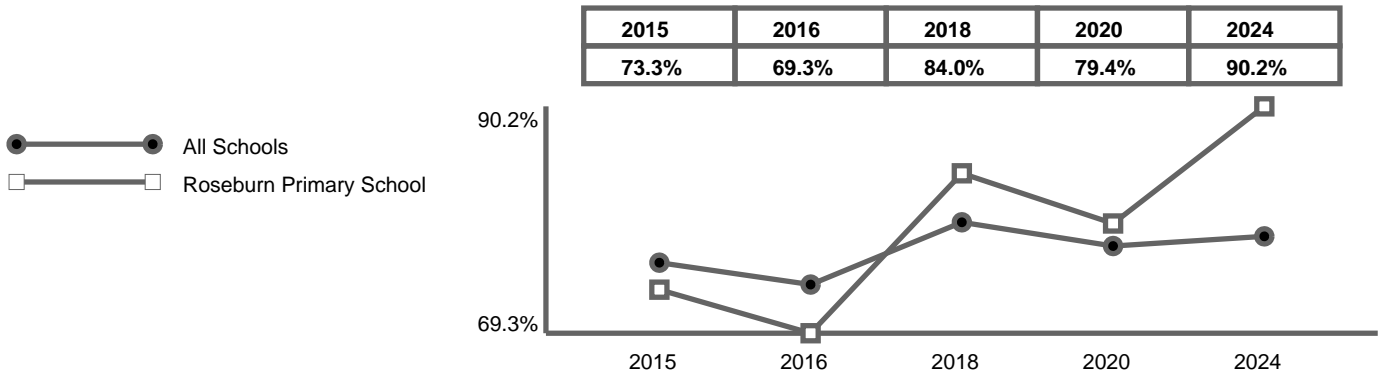


ACHIEVING continued

My teacher talks with me about how I can make my work better



I find it easy to complete work by myself



NURTURED

NURTURED	Agreeing		Disagreeing	
	Yes, definitely	Yes, most of the time	No, only some of the time	No, not really
I enjoy being in school	44.5%	43.9%	8.1%	3.5%
I am easily hurt by what other say about me	17.9%	23.1%	36.4%	22.5%
I have some good friends at school	79.2%	17.9%	1.2%	1.7%
Adults in our school set a good example	68.8%	29.5%	1.7%	0.0%
Adults in our school listen to my views	59.0%	34.1%	6.4%	0.6%
I think my teacher cares about me	68.8%	27.7%	3.5%	0.0%

By Age Groups

	What year are you in?		
	ALL	P3-P4	P5-P7
I enjoy being in school	88.4%	92.9%	85.4%
I am easily hurt by what other say about me	41.0%	50.0%	35.0%
I have some good friends at school	97.1%	97.1%	97.1%
Adults in our school set a good example	98.3%	100.0%	97.1%
Adults in our school listen to my views	93.1%	95.7%	91.3%
I think my teacher cares about me	96.5%	97.1%	96.1%

By Gender

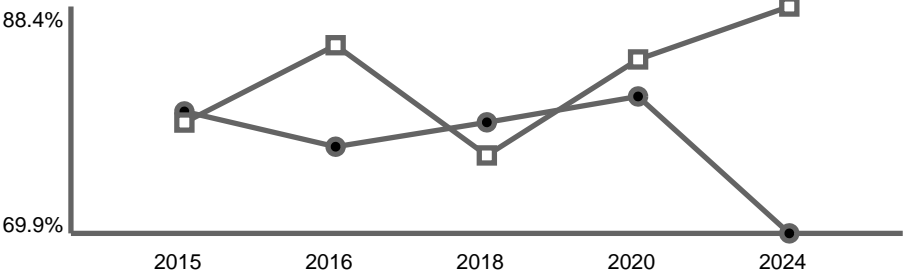
	How would you describe your gender?			
	ALL	Girl	Boy	Other/Not say
I enjoy being in school	88.4%	93.4%	84.9%	66.7%
I am easily hurt by what other say about me	41.3%	48.7%	34.4%	66.7%
I have some good friends at school	97.1%	96.1%	97.8%	100.0%
Adults in our school set a good example	98.3%	98.7%	97.8%	100.0%
Adults in our school listen to my views	93.0%	94.7%	91.4%	100.0%
I think my teacher cares about me	96.5%	98.7%	95.7%	66.7%

NURTURED History

I enjoy being in school

2015	2016	2018	2020	2024
79.0%	85.3%	76.3%	84.1%	88.4%

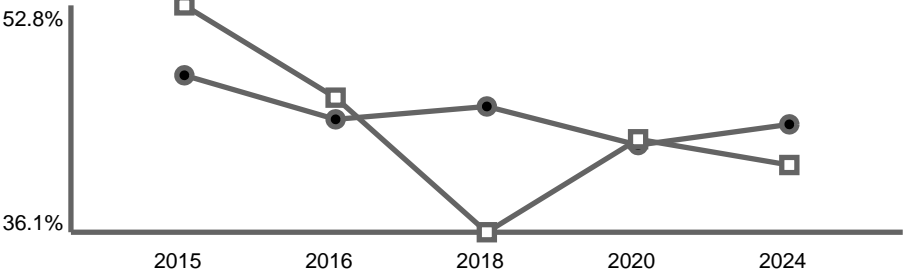
● All Schools
□ Roseburn Primary School



I am easily hurt by what other say about me

2015	2016	2018	2020	2024
52.8%	46.0%	36.1%	42.9%	41.0%

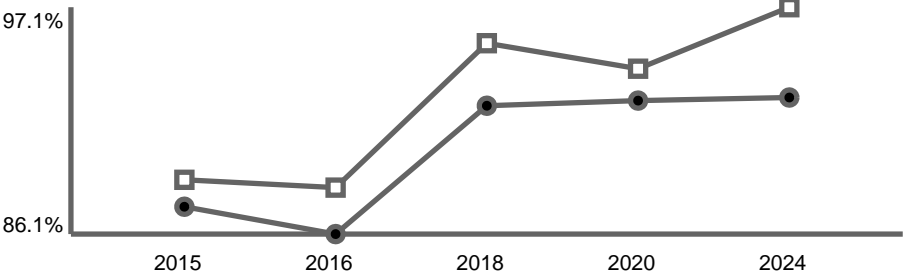
● All Schools
□ Roseburn Primary School



I have some good friends at school

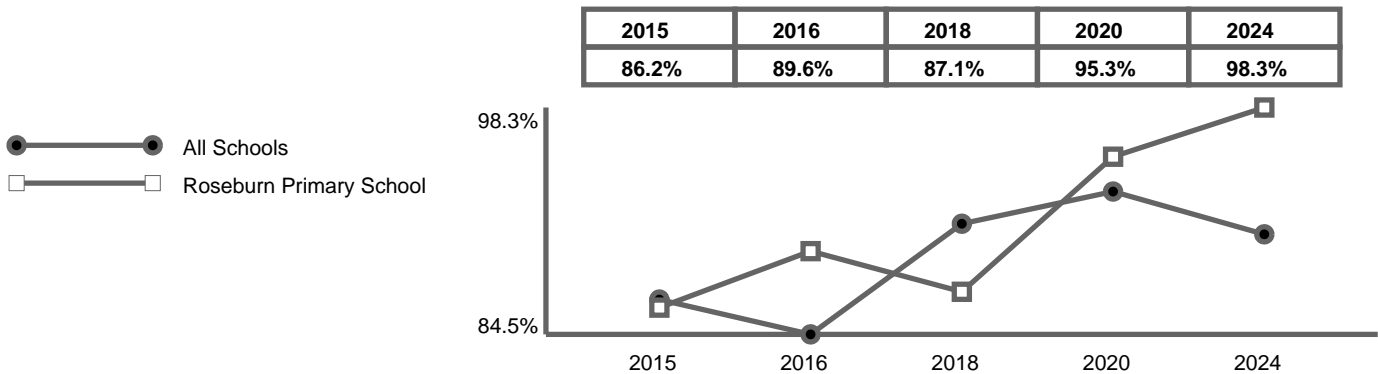
2015	2016	2018	2020	2024
88.7%	88.3%	95.4%	94.1%	97.1%

● All Schools
□ Roseburn Primary School

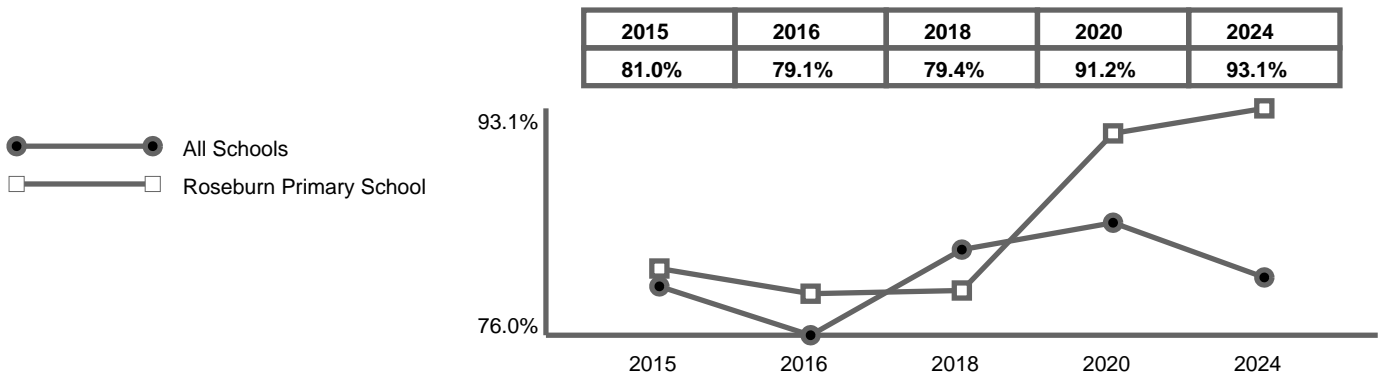


NURTURED History continued

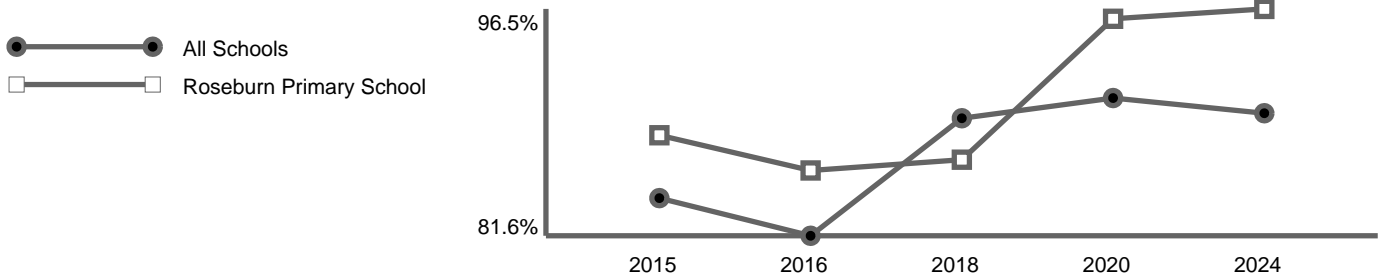
Adults in our school set a good example



Adults in our school listen to my views



I think my teacher cares about me



ACTIVE

ACTIVE	Agreeing		Disagreeing	
	Yes, definitely	Yes, most of the time	No, only some of the time	No, not really
At school, I take part in physical activity/exercise > 1/2 Hr	61.3%	25.4%	7.5%	5.8%
I think I get enough sleep on school nights (9-11 hours)	50.9%	34.7%	8.1%	6.4%
Outside school, I take part in physical activity/exercise > 1 Hr	54.9%	30.1%	11.0%	4.0%

By Age Groups

	What year are you in?		
	ALL	P3-P4	P5-P7
At school, I take part in physical activity/exercise > 1/2 Hr	86.7%	82.9%	89.3%
Outside school, I take part in physical activity/exercise > 1 Hr	85.0%	88.6%	82.5%

By Gender

	How would you describe your gender?			
	ALL	Girl	Boy	Other/Not say
At school, I take part in physical activity/exercise > 1/2 Hr	86.6%	86.8%	87.1%	66.7%
Outside school, I take part in physical activity/exercise > 1 Hr	84.9%	86.8%	83.9%	66.7%

RESPECTED

RESPECTED	Agreeing		Disagreeing	
	Yes, definitely	Yes, most of the time	No, only some of the time	No, not really
I am happy with who I am	64.7%	31.2%	2.9%	1.2%
I think I have good ideas	35.8%	54.9%	8.1%	1.2%
I treat others the way I like to be treated	69.9%	29.5%	0.0%	0.6%
Adults in our school treat everyone fairly	58.4%	35.3%	5.2%	1.2%

By Age Groups

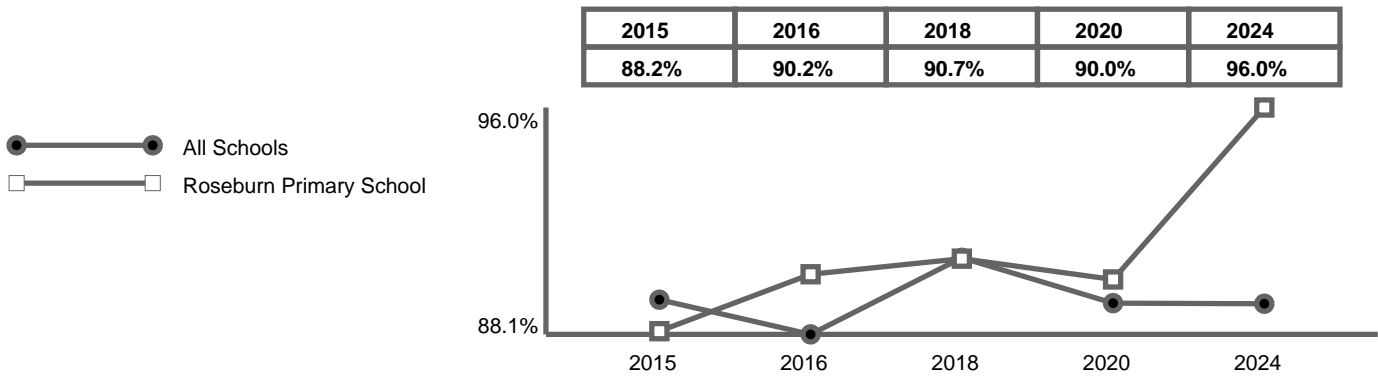
	What year are you in?		
	ALL	P3-P4	P5-P7
I am happy with who I am	96.0%	97.1%	95.1%
I think I have good ideas	90.8%	92.9%	89.3%
I treat others the way I like to be treated	99.4%	98.6%	100.0%
Adults in our school treat everyone fairly	93.6%	97.1%	91.3%

By Gender

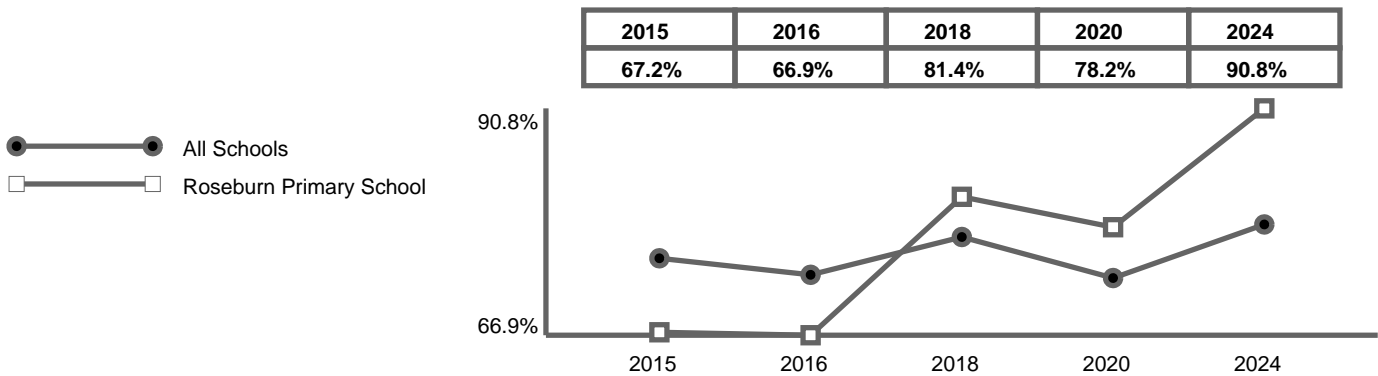
	How would you describe your gender?			
	ALL	Girl	Boy	Other/Not say
I am happy with who I am	95.9%	96.1%	95.7%	100.0%
I think I have good ideas	90.7%	92.1%	90.3%	66.7%
I treat others the way I like to be treated	99.4%	100.0%	98.9%	100.0%
Adults in our school treat everyone fairly	93.6%	94.7%	92.5%	100.0%

RESPECTED

I am happy with who I am

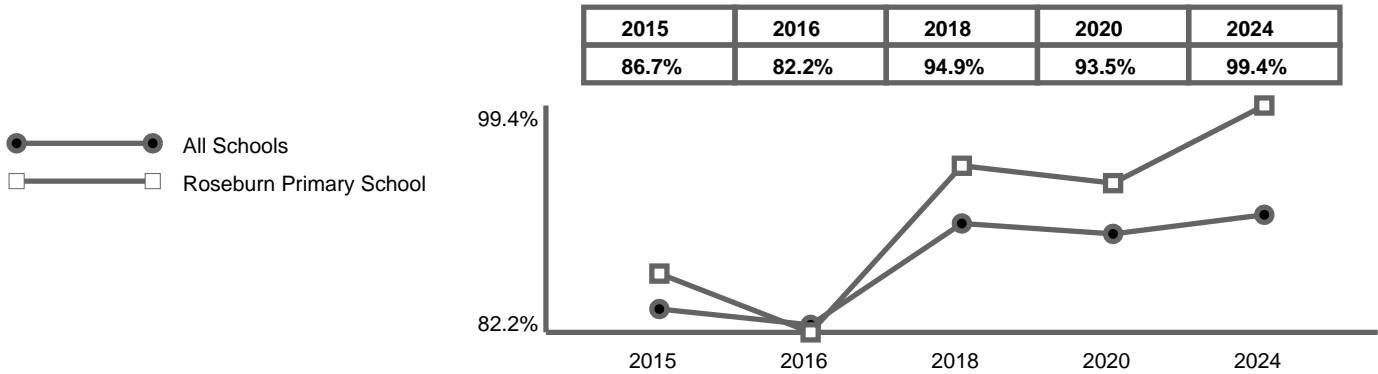


I think I have good ideas

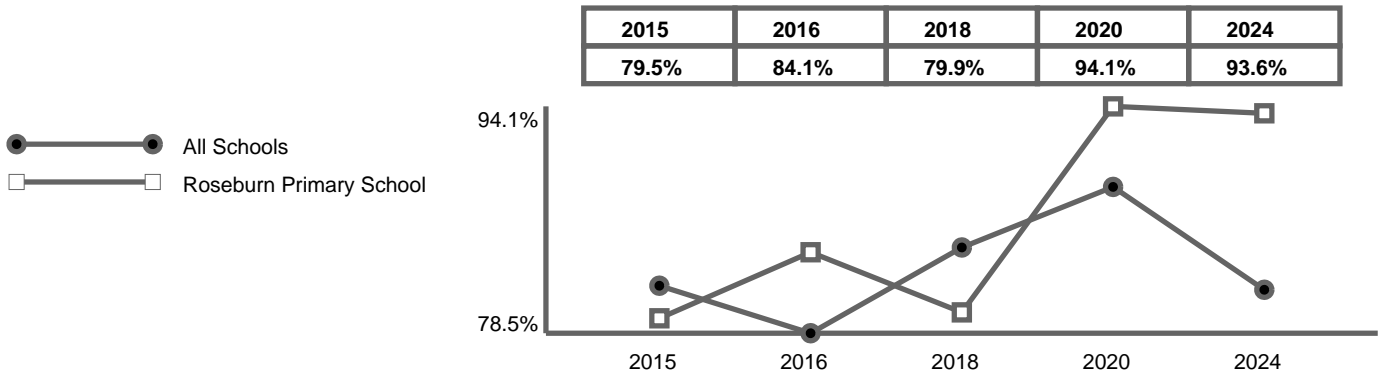


RESPECTED continued

I treat others the way I like to be treated



Adults in our school treat everyone fairly



RESPONSIBLE

RESPONSIBLE	Agreeing		Disagreeing	
	Yes, definitely	Yes, most of the time	No, only some of the time	No, not really
I can choose how I behave	64.7%	26.6%	8.1%	0.6%
I can calm myself down quickly after getting angry	32.4%	48.6%	13.3%	5.8%
I think the way I behave affects what happens to me	50.3%	34.7%	11.0%	11.0%
Even if I find something hard, I keep trying	60.7%	37.0%	2.3%	0.0%
I try to learn from my mistakes	60.1%	35.8%	3.5%	0.6%

By Age Groups

	What year are you in?		
	ALL	P3-P4	P5-P7
I can choose how I behave	91.3%	90.0%	92.2%
I can calm myself down quickly after getting angry	80.9%	82.9%	79.6%
I think the way I behave affects what happens to me	85.0%	80.0%	88.3%
Even if I find something hard, I keep trying	97.7%	95.7%	99.0%
I try to learn from my mistakes	96.0%	97.1%	95.1%

By Gender

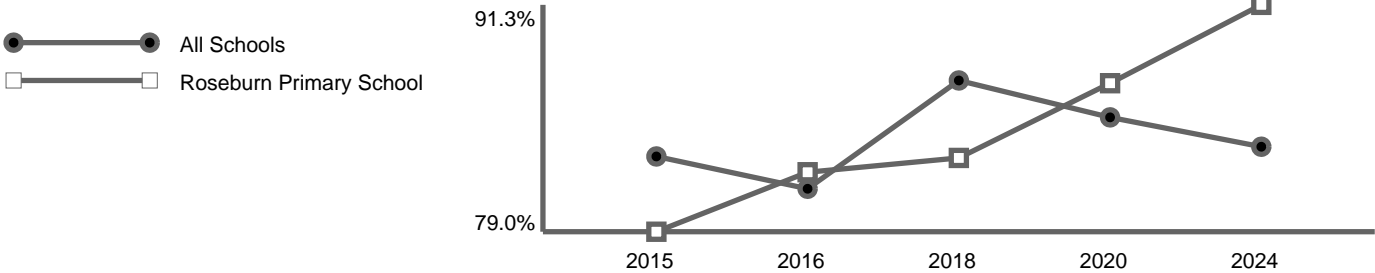
	How would you describe your gender?			
	ALL	Girl	Boy	Other/Not say
I can choose how I behave	91.3%	97.4%	87.1%	66.7%
I can calm myself down quickly after getting angry	80.8%	81.6%	81.7%	33.3%
I think the way I behave affects what happens to me	85.5%	90.8%	81.7%	66.7%
Even if I find something hard, I keep trying	97.7%	97.4%	97.8%	100.0%
I try to learn from my mistakes	95.9%	97.4%	94.6%	100.0%

RESPONSIBLE History

RESPONSIBLE

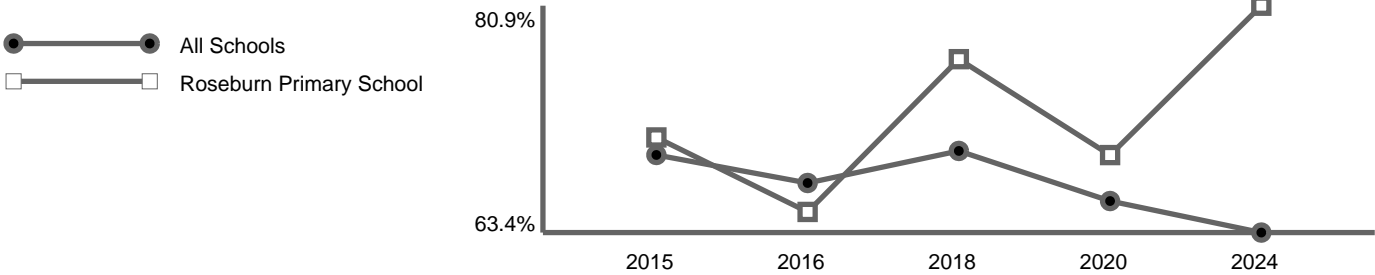
I can choose how I behave

2015	2016	2018	2020	2024
79.0%	82.2%	83.0%	87.1%	91.3%



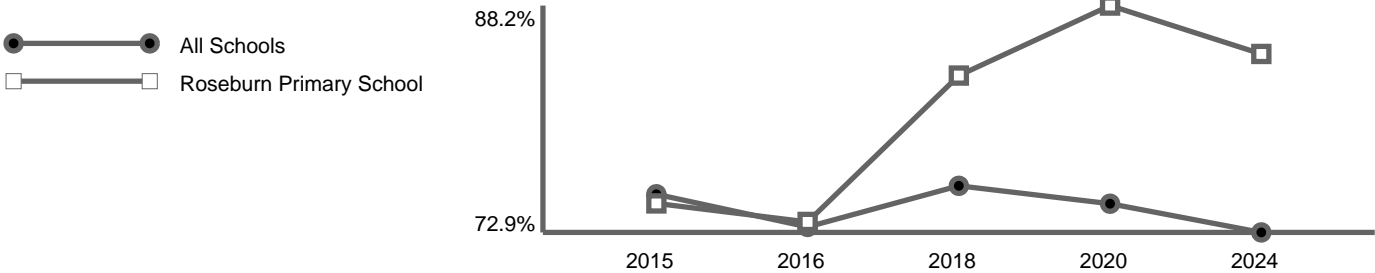
I can calm myself down quickly after getting angry

2015	2016	2018	2020	2024
70.8%	65.0%	76.8%	69.4%	80.9%

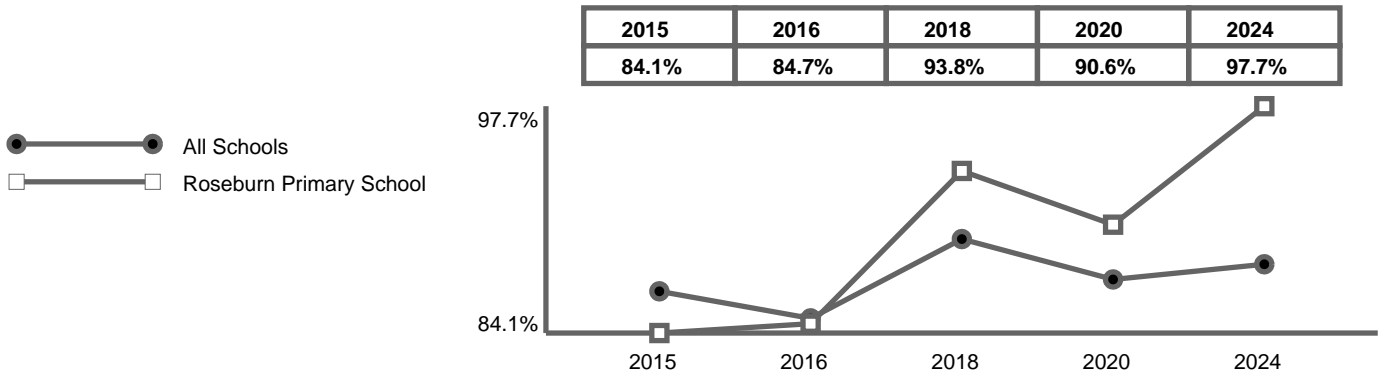


I think the way I behave affects what happens to me

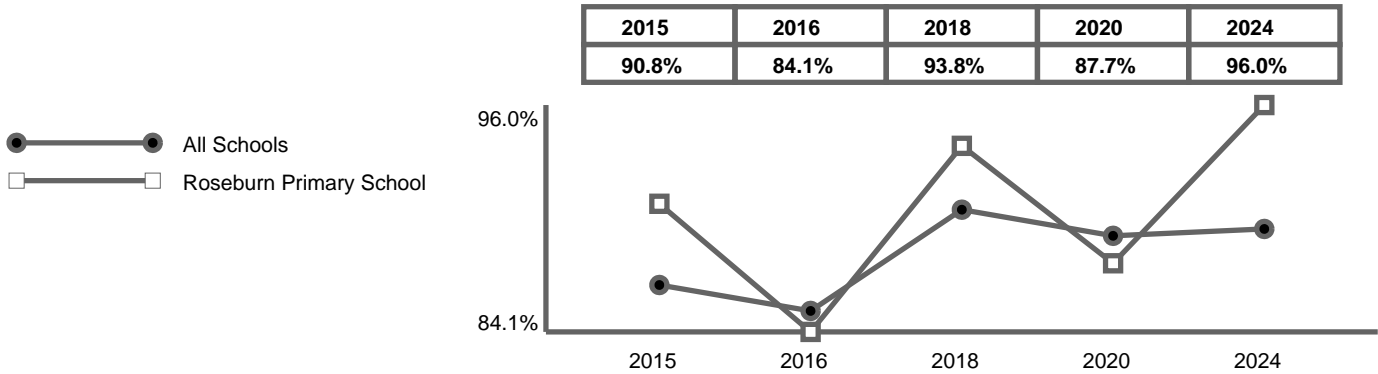
2015	2016	2018	2020	2024
74.9%	73.6%	83.5%	88.2%	85.0%



Even if I find something hard, I keep trying



I try to learn from my mistakes



INCLUDED

INCLUDED	Agreeing		Disagreeing	
	Yes, definitely	Yes, most of the time	No, only some of the time	No, not really
I like playtimes	53.8%	42.8%	2.9%	0.6%
Children in this school are kind to each other	22.5%	65.3%	9.8%	2.3%
I try to help others when things are hard for them	71.1%	26.6%	1.7%	0.6%
I find it easy to make up with people after falling out	33.5%	50.3%	11.6%	4.6%
I am encouraged to take part in after school activities	60.1%	19.7%	11.6%	8.7%

By Age Groups

	What year are you in?		
	ALL	P3-P4	P5-P7
I like playtimes	96.5%	97.1%	96.1%
Children in this school are kind to each other	87.9%	87.1%	88.3%
I try to help others when things are hard for them	97.7%	95.7%	99.0%
I find it easy to make up with people after falling out	83.8%	85.7%	82.5%
I am encouraged to take part in after school activities	79.8%	78.6%	80.6%

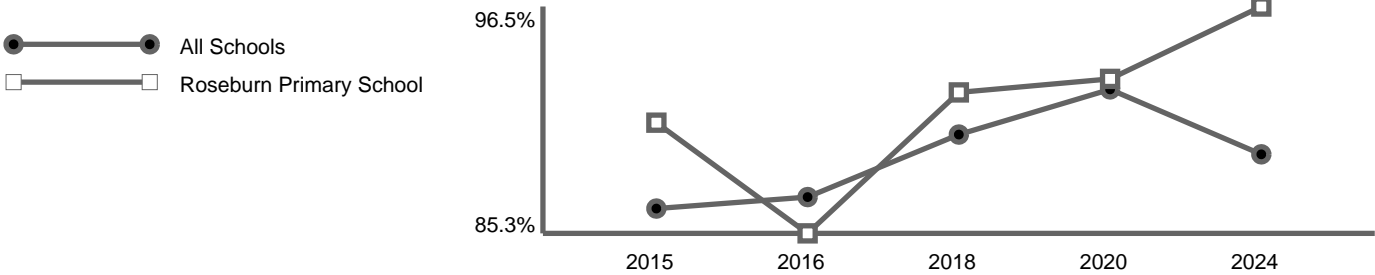
By Gender

	How would you describe your gender?			
	ALL	Girl	Boy	Other/Not say
I like playtimes	96.5%	94.7%	97.8%	100.0%
Children in this school are kind to each other	87.8%	90.8%	86.0%	66.7%
I try to help others when things are hard for them	97.7%	100.0%	96.8%	66.7%
I find it easy to make up with people after falling out	84.3%	81.6%	88.2%	33.3%
I am encouraged to take part in after school activities	79.7%	82.9%	78.5%	33.3%

INCLUDED

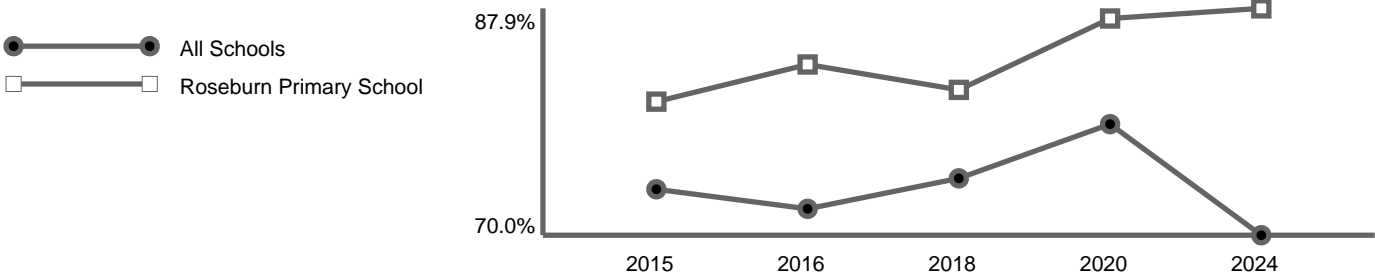
I like playtimes

2015	2016	2018	2020	2024
90.8%	85.3%	92.3%	92.9%	96.5%



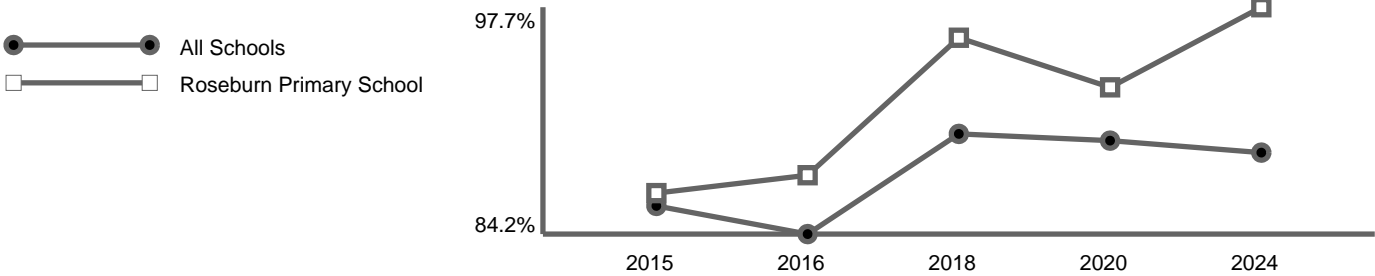
Children in this school are kind to each other

2015	2016	2018	2020	2024
80.5%	83.4%	81.4%	87.1%	87.9%

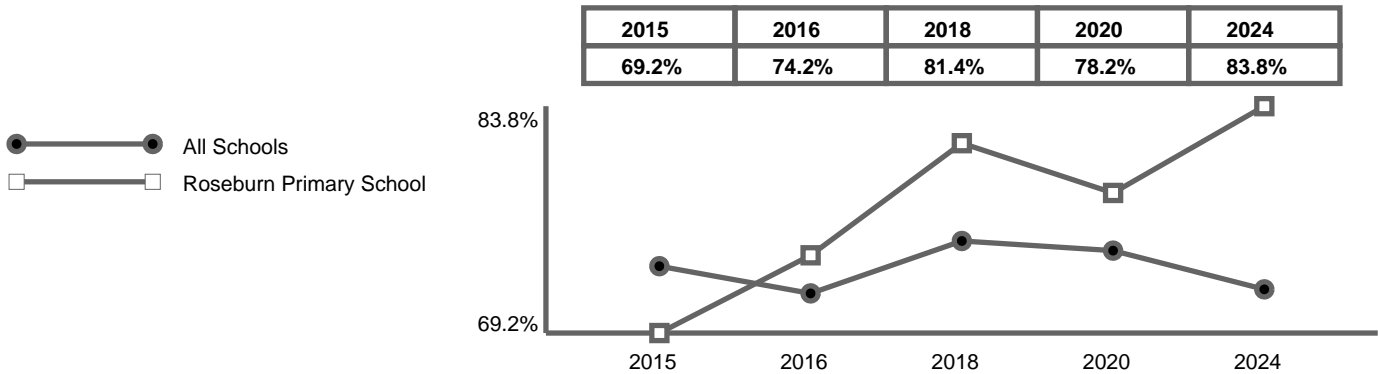


I try to help others when things are hard for them

2015	2016	2018	2020	2024
86.7%	87.7%	95.9%	92.9%	97.7%



I find it easy to make up with people after falling out



I am encouraged to take part in after school activities

